

Scaled data based on original data using
LM-79-08 Approved Method: Electrical and Photometric Measurements of Solid-
State Lighting Products

Test Report Prepared for
Cooper Lighting Solutions
(formerly Eaton)

Brand: INVUE

Report Number: P140782

Luminaire Tested: **EMM-E01-LED-E1-RW-7060**

Issue Date: 03/03/2020

Test Information

Test Method: LM-79-08
Report Number: P140782
REPORT IS SCALED FROM IESNA LM-79-08 TEST DATA (P33689)
Test Lab: INNOVATION CENTER-P3
Issue Date: 03/03/2020
Manufacturer: COOPER LIGHTING SOLUTIONS (FORMERLY EATON)
Product Line: INVUE
Catalog Number: EMM-E01-LED-E1-RW-7060
Description: EPIC MODERN MEDIUM DECORATIVE LED LUMINAIRE
(1) LIGHTBARS WITH AccuLED OPTICS - RECTANGULAR WIDE
Light Source: (21) 5700K CCT, 70 CRI LEDs
Ballast/Driver: -

Summary

Lumens per Lamp: N/A
Luminaire Lumens: 3034.5 lumens
Efficiency: N/A
Efficacy: 122.9 lumens/watt
Luminous Opening: Rectangular (W 0.17' x L: 1' x H: 0')
IES Classification: Type I - Short - Full Cutoff
BUG Rating: B2 - U0 - G2

Input Watts (W): 24.7
Input Voltage (V): NR
Input Current (A_{in}): NR
Voltage Rise (V): NR
Power Factor: NR
Total Harmonic Distortion (THDi): NR
Frequency (hertz): 60
Stabilization Time: NR
Operation Time: NR
Ambient Temperature (°C): NR
Test Distance: 25 FT

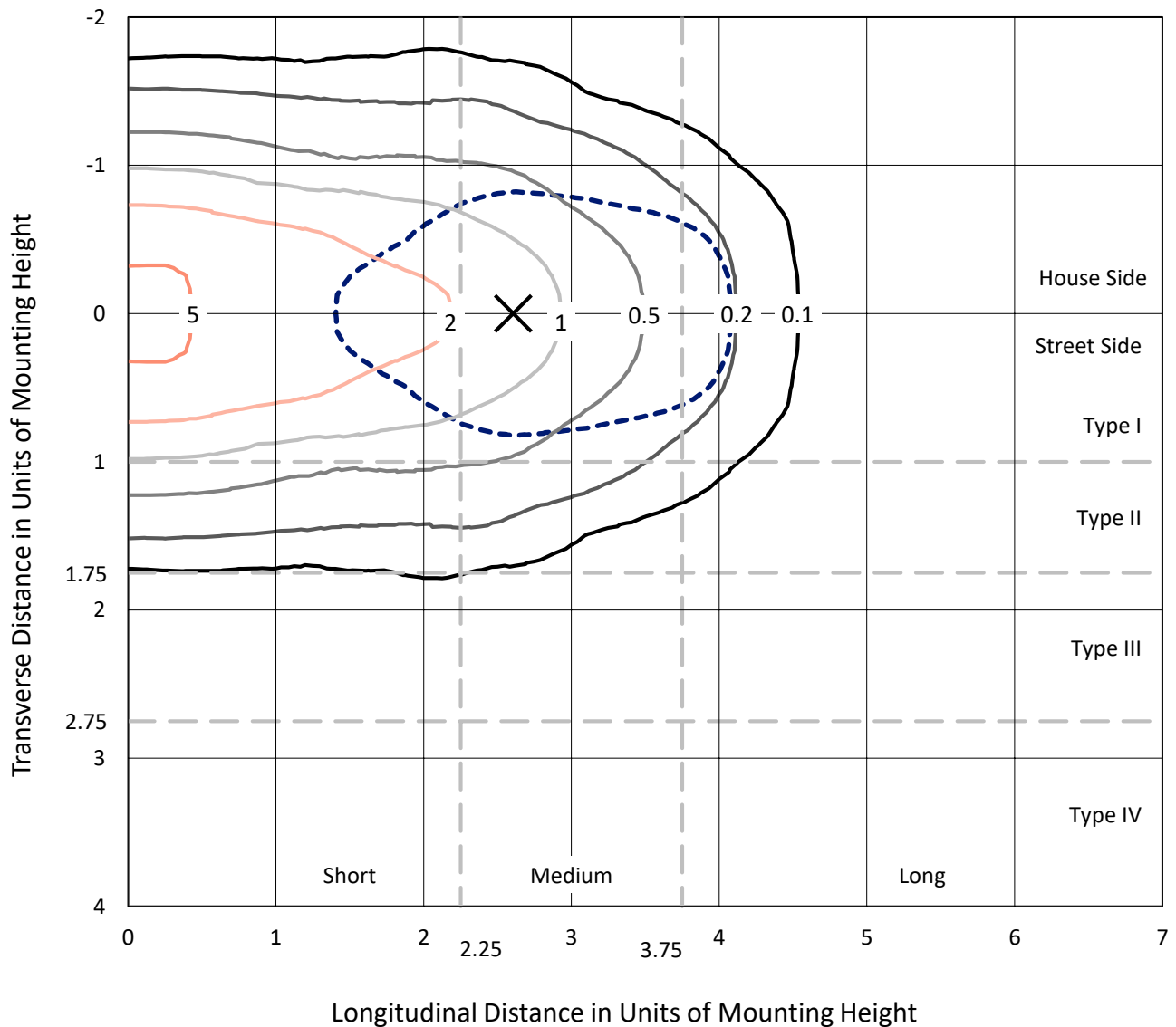


REPORT NUMBER: P140782

CATALOG NUMBER: EMM-E01-LED-E1-RW-7060

Iso-Footcandle Lines of Horizontal Illumination

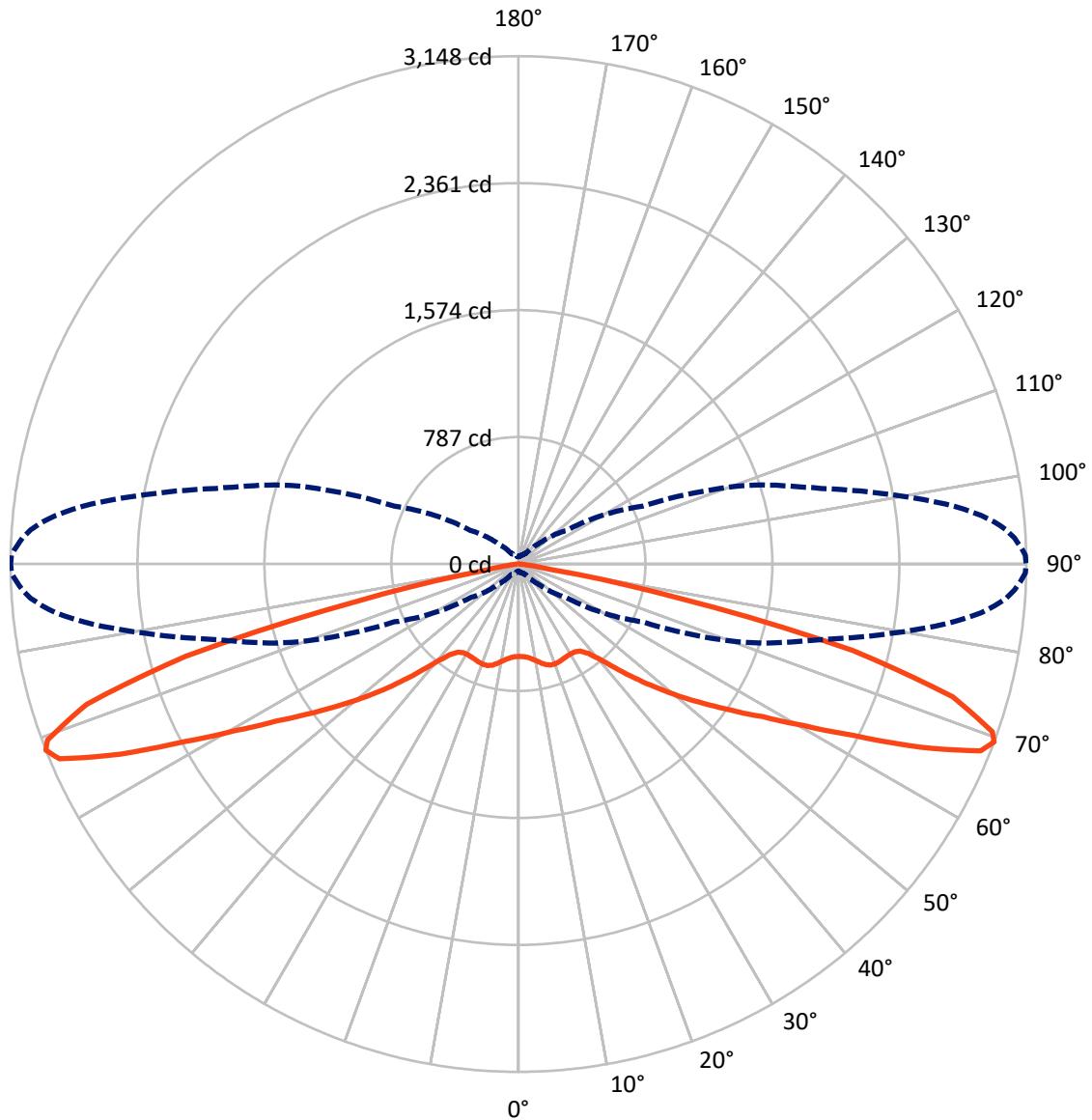
× Max cd
 - - - 1/2 Max cd



Based on 10 foot mounting height. Maximum calculated value = 5.9 fc
 Type I - Short - Full Cutoff

REPORT NUMBER: P140782
CATALOG NUMBER: EMM-E01-LED-E1-RW-7060

Luminous Intensity Polar Plot



— Vertical Plane Through 90-Deg Lateral - - - Horizontal Cone Through 69-Deg Vertical

REPORT NUMBER: P140782

CATALOG NUMBER: EMM-E01-LED-E1-RW-7060

FLUX DISTRIBUTION:

		Downward	Upward	Total
House Side	Lumens	1517.3	0.0	1517.3
	% Fixture	50.0	0.0	50.0
Street Side	Lumens	1517.3	0.0	1517.3
	% Fixture	50.0	0.0	50.0
Total	Lumens	3034.5	0.0	3034.5
	% Fixture	100.0	0.0	100.0

Coefficient of Utilization

ZONAL LUMENS:

Zone	Lumens	% Fixture
0°-10°	56.1	1.8
10°-20°	176.3	5.8
20°-30°	285.2	9.4
30°-40°	356.2	11.7
40°-50°	445.5	14.7
50°-60°	549.0	18.1
60°-70°	679.7	22.4
70°-80°	444.3	14.6
80°-90°	42.2	1.4
90°-100°	0.0	0.0
100°-110°	0.0	0.0
110°-120°	0.0	0.0
120°-130°	0.0	0.0
130°-140°	0.0	0.0
140°-150°	0.0	0.0
150°-160°	0.0	0.0
160°-170°	0.0	0.0
170°-180°	0.0	0.0
0°-90°	3034.5	100.0
0°-180°	3034.5	100.0



REPORT NUMBER: P140782

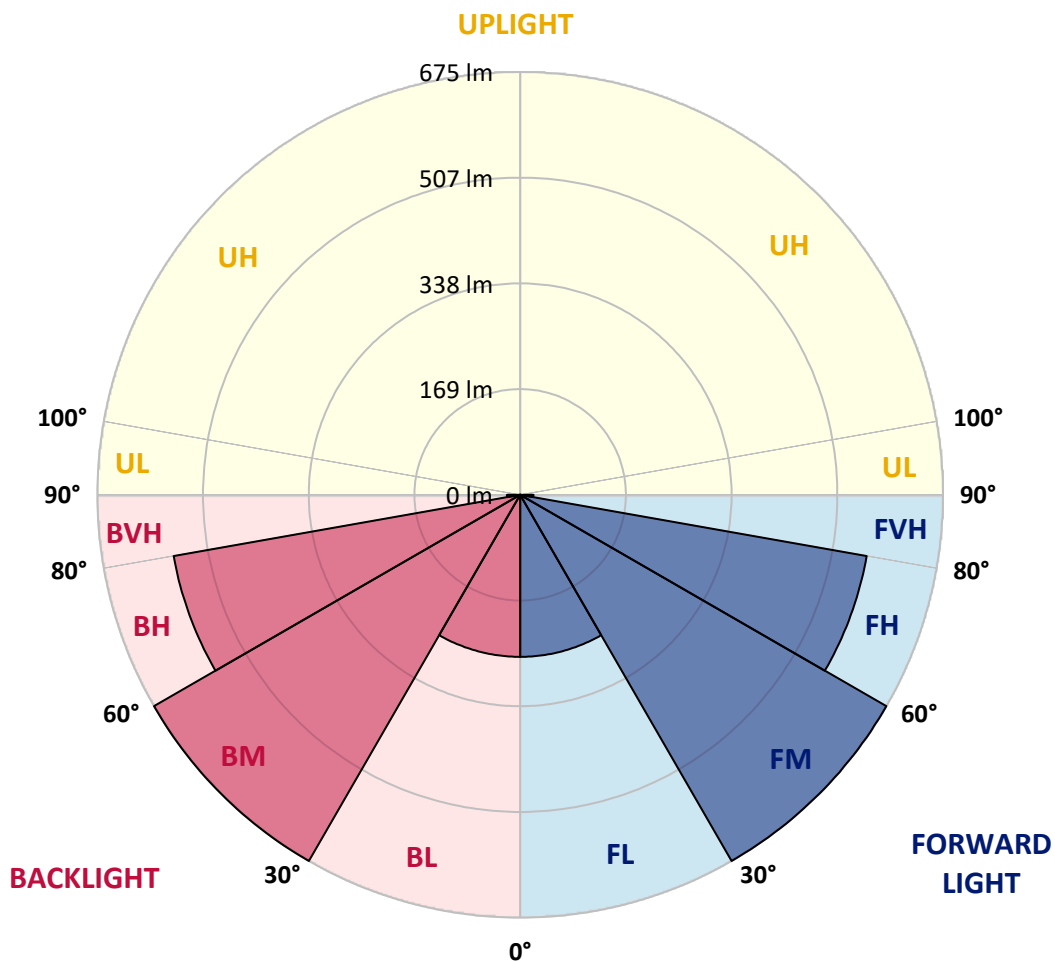
CATALOG NUMBER: EMM-E01-LED-E1-RW-7060

LUMINAIRE CLASSIFICATION SYSTEM LUMEN TABLE AND BUG RATING:

Zone		Lumens	% Fixture	Zone Rating/Lumen Limit		
				B	U	G
FL	(0°-30°)	258.8	8.5			
FM	(30°-60°)	675.4	22.3			
FH	(60°-80°)	562.0	18.5			G0/660
FVH	(80°-90°)	21.1	0.7			G1/100
BL	(0°-30°)	258.8	8.5	B1/500		
BM	(30°-60°)	675.4	22.3	B1/1000		
BH	(60°-80°)	562.0	18.5	B2/1000		G2/1000
BVH	(80°-90°)	21.1	0.7			G1/100
UL	(90°-100°)	0.0	0.0		U0/0	
UH	(100°-180°)	0.0	0.0		U0/0	

BUG Rating: B2-U0-G2

Type I Short





REPORT NUMBER: P140782

CATALOG NUMBER: EMM-E01-LED-E1-RW-7060

CANDELA DISTRIBUTION (FULL):

	0°	5°	15°	25°	35°	45°	55°	65°	66°	67°	68°
0°	572.9	572.9	572.9	572.9	572.9	572.9	572.9	572.9	572.9	572.9	572.9
2.5°	576.7	577.0	576.0	576.3	576.6	576.4	575.8	575.8	575.6	575.5	575.3
5°	580.4	580.6	580.1	581.0	581.1	581.6	581.6	581.8	581.7	581.6	581.5
7.5°	585.8	586.4	586.0	587.1	588.3	590.0	590.8	593.0	592.9	592.9	592.8
10°	590.7	591.4	591.4	594.1	597.0	600.3	603.7	607.0	607.2	607.3	607.6
12.5°	594.4	595.0	595.8	600.8	607.2	612.8	618.8	623.8	624.1	624.3	624.5
15°	592.9	594.2	598.0	605.9	617.3	626.4	633.8	640.0	640.4	640.8	641.2
17.5°	587.6	589.5	595.1	608.5	626.1	640.6	649.4	651.1	651.4	651.6	651.9
20°	576.2	578.9	587.8	606.8	632.8	652.4	661.2	658.1	657.8	657.5	657.3
22.5°	557.0	560.6	571.8	598.7	633.2	661.0	669.5	661.0	660.0	659.1	658.1
25°	531.4	534.2	547.0	578.9	625.4	662.5	674.8	662.8	661.3	659.8	658.2
27.5°	500.2	502.6	518.4	552.4	605.9	654.6	678.2	666.1	664.1	662.1	660.2
30°	465.2	467.2	484.4	520.8	578.6	637.4	677.9	673.5	671.1	668.8	666.4
32.5°	430.3	431.2	446.5	486.4	548.1	611.9	672.2	684.8	682.5	680.2	677.9
35°	392.0	394.8	411.2	454.6	513.8	583.8	664.8	700.5	699.2	697.9	696.6
37.5°	361.2	362.0	379.6	424.8	485.8	558.4	655.2	720.7	721.6	722.5	723.4
40°	330.4	330.4	347.8	394.7	458.0	535.5	647.1	745.4	750.1	754.8	759.5
42.5°	296.7	299.1	316.2	362.9	431.0	516.0	643.0	775.2	784.1	792.9	801.7
45°	265.2	266.8	284.2	329.9	397.3	493.8	641.8	808.4	821.8	835.2	848.6
47.5°	234.3	236.5	253.2	295.0	360.5	464.2	640.3	846.2	863.3	880.5	897.6
50°	205.6	207.0	225.4	263.6	324.2	425.8	630.2	888.4	909.4	930.3	951.2
52.5°	175.1	177.8	193.0	232.4	287.6	384.6	603.7	934.4	959.8	985.1	1010.4
55°	143.4	142.6	161.0	197.9	255.6	345.2	554.8	974.3	1004.8	1035.4	1065.9
57.5°	105.0	107.2	124.0	161.4	218.6	312.0	497.2	995.0	1033.1	1071.2	1109.3
60°	75.2	78.3	92.9	122.4	181.6	279.4	438.4	980.6	1031.1	1081.6	1132.1
62.5°	58.8	60.2	72.6	91.9	141.6	245.4	398.8	943.4	1013.0	1082.6	1152.2
65°	51.3	52.8	64.0	73.8	107.6	213.1	375.0	913.6	1005.4	1097.3	1189.2
67.5°	46.7	48.6	58.2	65.0	88.2	185.6	369.4	889.3	997.1	1104.8	1212.6
69°	44.4	46.3	55.2	61.6	82.0	176.8	362.9	848.4	957.8	1067.2	1176.6
70°	43.4	45.0	53.5	59.6	79.9	171.7	348.2	801.7	907.4	1013.2	1118.9
72.5°	40.0	40.8	48.8	54.6	75.6	143.6	275.8	600.1	688.4	776.8	865.1
75°	35.4	36.8	44.0	50.0	60.8	92.1	180.9	362.8	428.2	493.6	559.0
77.5°	30.4	31.6	37.8	47.7	46.7	55.8	104.0	202.6	238.0	273.4	308.8
80°	26.4	27.6	33.2	44.3	38.0	41.2	70.2	132.2	145.6	159.1	172.5
82.5°	20.7	21.5	27.8	36.1	29.4	30.6	52.5	115.5	123.6	131.6	139.8
85°	13.2	13.6	20.4	24.6	20.5	18.1	33.0	84.7	91.1	97.5	103.9
87.5°	4.6	6.5	9.1	8.6	8.6	6.5	11.6	31.3	33.8	36.3	38.8
90°	0.0	0.0	0.0	0.0	0.0	0.0	0.0	0.0	0.0	0.0	0.0



REPORT NUMBER: P140782

CATALOG NUMBER: EMM-E01-LED-E1-RW-7060

CANDELA DISTRIBUTION (continued):

	69°	70°	71°	72°	73°	74°	75°	76°	77°	78°	79°
0°	572.9	572.9	572.9	572.9	572.9	572.9	572.9	572.9	572.9	572.9	572.9
2.5°	575.1	575.0	575.2	575.2	575.0	574.8	574.8	574.7	574.3	574.3	574.1
5°	581.4	581.3	581.6	581.4	581.6	581.4	581.4	581.3	581.4	580.8	580.6
7.5°	592.8	592.8	592.7	593.2	592.9	592.8	593.1	593.1	593.1	592.8	592.8
10°	607.8	608.0	608.3	608.7	608.7	608.7	609.3	608.8	609.8	608.8	609.3
12.5°	624.7	624.9	625.8	626.1	626.4	626.4	626.4	627.4	628.1	628.0	628.2
15°	641.6	642.0	642.2	642.7	642.6	642.9	643.6	644.7	644.4	645.0	645.1
17.5°	652.1	652.4	652.2	652.2	652.6	653.1	653.8	654.4	654.3	654.8	655.2
20°	657.0	656.7	656.2	655.8	655.7	656.0	656.0	656.2	656.5	656.5	656.5
22.5°	657.2	656.2	655.0	654.3	653.4	653.0	653.3	653.0	653.0	653.0	652.6
25°	656.7	655.2	653.2	651.9	650.6	649.7	648.8	648.5	647.8	647.8	647.8
27.5°	658.2	656.2	654.3	651.8	649.9	648.8	647.7	646.4	645.8	645.0	645.1
30°	664.1	661.7	659.2	656.2	653.7	652.8	650.6	649.4	647.7	646.8	646.4
32.5°	675.6	673.3	670.0	666.6	664.6	662.0	660.2	657.6	655.7	654.5	653.0
35°	695.3	694.0	691.2	689.0	686.0	683.0	679.2	677.9	674.0	673.3	671.4
37.5°	724.4	725.3	724.8	723.0	721.0	718.4	716.9	714.0	712.5	710.9	709.2
40°	764.2	768.9	770.4	772.3	772.8	775.0	772.5	772.2	770.1	771.8	770.8
42.5°	810.5	819.4	824.2	829.8	836.0	841.6	846.0	853.6	852.7	858.5	862.6
45°	862.0	875.4	887.8	897.2	909.0	922.0	933.4	944.0	956.0	962.8	973.0
47.5°	914.8	931.9	949.5	966.9	983.7	1000.4	1021.0	1039.6	1057.8	1070.1	1085.6
50°	972.2	993.1	1014.3	1035.7	1059.4	1085.8	1108.8	1133.0	1158.0	1183.2	1201.0
52.5°	1035.7	1061.0	1084.1	1106.6	1136.1	1163.9	1193.7	1224.2	1262.0	1289.4	1314.0
55°	1096.5	1127.0	1152.3	1179.3	1210.2	1241.1	1277.5	1315.6	1355.6	1395.4	1431.2
57.5°	1147.4	1185.5	1215.6	1242.4	1275.4	1311.2	1350.4	1397.6	1443.2	1492.5	1538.8
60°	1182.6	1233.0	1269.3	1301.6	1340.0	1379.6	1430.8	1486.5	1546.6	1607.8	1667.2
62.5°	1221.8	1291.4	1340.9	1387.2	1432.4	1476.6	1534.2	1603.4	1684.8	1758.9	1837.8
65°	1281.0	1372.9	1446.2	1505.0	1569.3	1633.6	1700.8	1781.6	1874.2	1982.2	2074.1
67.5°	1320.4	1428.2	1521.2	1605.5	1680.6	1758.8	1843.6	1940.4	2052.0	2162.4	2276.6
69°	1286.0	1395.4	1493.7	1586.6	1668.8	1753.0	1839.1	1936.6	2050.6	2172.6	2293.2
70°	1224.6	1330.4	1431.9	1529.8	1610.1	1698.0	1782.8	1875.7	1991.3	2113.2	2244.4
72.5°	953.5	1041.8	1146.2	1240.6	1336.5	1416.7	1493.4	1586.6	1703.2	1819.3	1947.0
75°	624.4	689.8	785.3	863.0	945.9	1021.2	1076.7	1169.2	1240.0	1349.4	1468.0
77.5°	344.1	379.5	429.0	492.4	528.1	570.5	626.1	659.8	710.1	786.5	822.1
80°	186.0	199.4	220.2	233.4	244.0	233.6	228.0	238.0	233.8	232.6	221.2
82.5°	147.8	156.0	166.8	174.5	169.5	147.0	123.4	106.0	94.9	79.8	68.4
85°	110.3	116.6	120.8	125.8	125.0	113.0	90.4	70.0	54.9	43.8	38.2
87.5°	41.3	43.8	45.0	54.7	50.2	47.7	37.1	27.0	20.6	15.0	12.1
90°	0.0	0.0	0.0	0.0	0.0	0.0	0.0	0.0	0.0	0.0	0.0



REPORT NUMBER: P140782

CATALOG NUMBER: EMM-E01-LED-E1-RW-7060

CANDELA DISTRIBUTION (continued):

	80°	81°	82°	83°	84°	85°	86°	87°	88°	89°	90°
0°	572.9	572.9	572.9	572.9	572.9	572.9	572.9	572.9	572.9	572.9	572.9
2.5°	574.4	574.3	574.3	574.3	574.4	574.2	573.8	574.1	574.0	573.9	573.9
5°	581.3	581.1	581.2	581.3	581.2	581.2	581.1	580.4	580.8	581.0	581.1
7.5°	593.1	592.9	592.9	593.8	593.6	593.4	593.3	593.6	593.1	593.1	593.4
10°	609.3	610.0	609.8	610.4	610.2	609.8	609.5	609.8	610.4	610.5	609.8
12.5°	629.2	629.4	629.0	629.8	629.4	630.6	629.2	629.9	630.6	629.5	630.0
15°	645.2	645.2	646.0	646.1	645.9	646.3	647.3	646.8	646.3	647.2	647.5
17.5°	655.0	655.6	655.6	655.8	656.2	656.6	656.7	656.6	656.7	657.0	657.7
20°	657.2	657.0	657.4	657.6	658.1	658.0	658.4	658.2	658.8	658.9	659.1
22.5°	653.3	653.4	653.7	654.2	654.0	654.3	654.5	655.0	654.8	655.2	655.3
25°	648.0	648.3	648.5	648.4	648.4	648.5	648.6	648.5	649.2	649.6	649.5
27.5°	644.6	644.6	645.1	644.9	644.6	645.0	644.8	644.8	644.8	644.9	645.4
30°	646.0	645.4	645.0	645.1	644.9	644.6	644.2	643.7	643.7	643.9	643.7
32.5°	653.3	652.2	651.8	651.2	650.9	650.0	649.0	648.6	647.8	647.8	647.5
35°	672.1	670.9	670.9	669.0	668.0	667.5	666.6	664.1	664.2	663.2	662.9
37.5°	709.6	707.5	706.6	708.4	705.1	706.5	703.6	702.3	703.0	701.2	702.2
40°	772.5	775.7	774.4	776.2	777.1	777.4	777.4	774.6	777.4	772.8	774.4
42.5°	863.3	871.8	875.0	876.0	881.2	879.9	878.3	878.2	878.0	880.2	879.0
45°	977.6	978.8	993.3	996.0	998.9	1002.2	1001.3	1005.0	1007.8	1004.0	1004.6
47.5°	1094.4	1106.5	1117.0	1122.9	1129.2	1126.0	1128.6	1130.1	1139.8	1138.8	1138.0
50°	1222.9	1243.3	1249.0	1255.2	1260.2	1270.2	1269.3	1275.3	1274.3	1282.3	1283.3
52.5°	1344.9	1367.3	1390.0	1400.0	1407.4	1418.9	1423.4	1429.9	1427.5	1426.8	1432.8
55°	1466.1	1503.6	1529.6	1555.1	1569.2	1584.4	1591.0	1600.2	1604.3	1606.2	1598.7
57.5°	1586.4	1631.4	1675.3	1706.8	1728.6	1751.6	1763.7	1773.8	1785.6	1789.5	1785.8
60°	1727.0	1792.8	1850.4	1892.4	1932.8	1957.8	1984.0	2003.1	2006.8	2023.0	2033.4
62.5°	1914.2	1994.4	2067.4	2128.6	2191.2	2238.0	2285.1	2304.0	2322.6	2335.2	2342.9
65°	2169.6	2275.2	2376.1	2463.2	2540.0	2617.6	2672.7	2701.6	2738.6	2746.0	2738.0
67.5°	2393.4	2518.0	2643.4	2754.2	2837.1	2917.8	2983.0	3031.0	3065.7	3082.8	3089.9
69°	2418.0	2544.7	2672.8	2783.3	2883.7	2964.1	3031.0	3078.5	3113.0	3142.6	3147.7
70°	2367.6	2509.8	2634.4	2745.8	2849.4	2931.2	2991.1	3045.5	3084.8	3107.6	3115.6
72.5°	2078.4	2206.3	2332.0	2460.4	2549.2	2647.5	2696.8	2740.4	2792.7	2822.5	2816.0
75°	1575.1	1685.8	1795.4	1891.4	1959.8	1996.1	2053.8	2096.0	2088.3	2138.4	2139.8
77.5°	888.4	902.8	977.2	967.2	1000.1	1001.0	1009.5	1024.4	995.8	1054.5	1012.4
80°	215.4	212.6	228.0	209.8	208.3	206.8	201.6	211.8	213.1	202.6	204.5
82.5°	63.3	60.6	59.4	57.8	60.4	59.5	60.0	60.4	62.0	59.8	62.3
85°	34.7	32.7	32.5	31.6	31.5	29.6	29.4	29.4	28.2	28.6	28.4
87.5°	13.3	12.5	11.8	11.3	11.1	10.6	10.1	9.2	8.2	7.4	6.8
90°	0.0	0.0	0.0	0.0	0.0	0.0	0.0	0.0	0.0	0.0	0.0

(END OF REPORT)